



FAST RECOVERY RECTIFIER

RGL34A THRU RGL34M

VOLTAGE RANGE: 50 --- 1000 V

CURRENT: 0.5 A

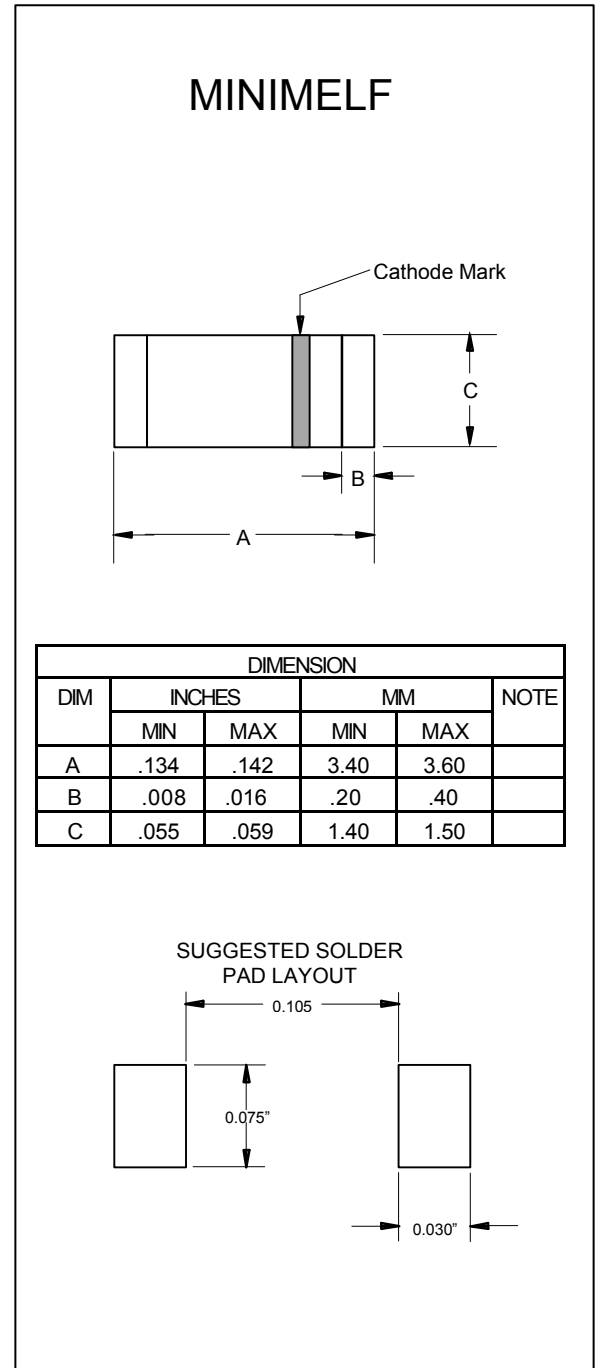
Features

- High Current Capability
- Extremely Low Thermal Resistance
- For Surface Mount Application
- Higher Temp Soldering: 250°C for 10 Seconds At Terminals
- Minimelf Package

Maximum Ratings

- Operating Temperature: -55°C to +150°C
- Storage Temperature: -55°C to +150°C
- Maximum Thermal Resistance: 150°C/W Junction to Ambient

MCC Catalog Number	Device Marking	Maximum Recurrent Peak Reverse Voltage	Maximum RMS Voltage	Maximum DC Blocking Voltage
RGL34A	----	50V	35V	50V
RGL34B	----	100V	70V	100V
RGL34D	----	200V	140V	200V
RGL34G	----	400V	280V	400V
RGL34J	----	600V	420V	600V
RGL34K	----	800V	560V	800V
RGL34M	----	1000V	700V	1000V



Electrical Characteristics @ 25°C Unless Otherwise Specified

Average Forward Current	$I_{F(AV)}$	0.5A	$T_A=55^\circ\text{C}$
Peak Forward Surge Current	I_{FSM}	10.0A	8.3ms half sine
Maximum Instantaneous Forward Voltage	V_F	1.3V	$I_{FM}=0.5A$ $T_A=25^\circ\text{C}$
Maximum DC Reverse Current At Rated DC Blocking Voltage	I_R	5.0uA 50uA	$T_A=25^\circ\text{C}$ $T_A=125^\circ\text{C}$
Maximum Reverse Recovery Times RGL34A-G RGL34J RGL34K-M	t_{rr}	150ns 250ns 500ns	$I_F=0.5A$ $I_R=1.0A$, $I_{rr}=0.25A$
Typical Junction Capacitance	C_j	4pF	Measured at 1.0MHz $V_R=4.0V$



FAST RECOVERY RECTIFIER

RGL34A THRU RGL34M

VOLTAGE RANGE: 50 --- 1000 V

CURRENT: 0.5 A

Fig. 1 – Forward Current Derating Curve

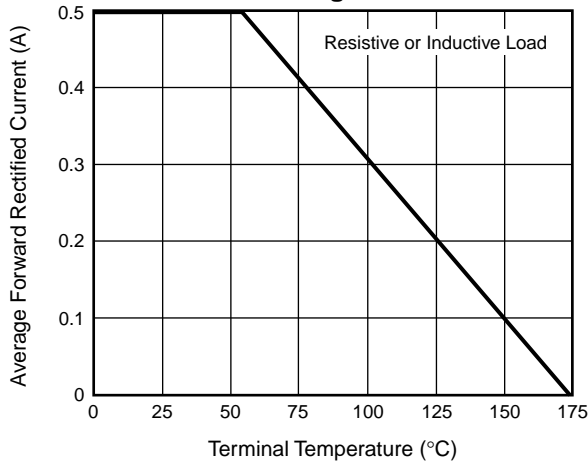


Fig. 2 – Maximum Non-Repetitive Peak Forward Surge Current

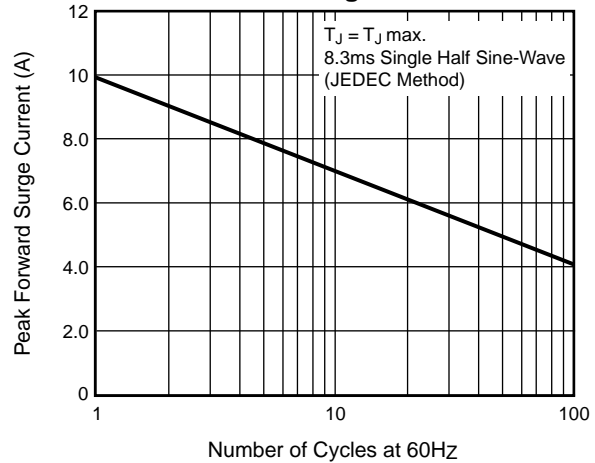


Fig. 3 – Typical Instantaneous Forward Characteristics

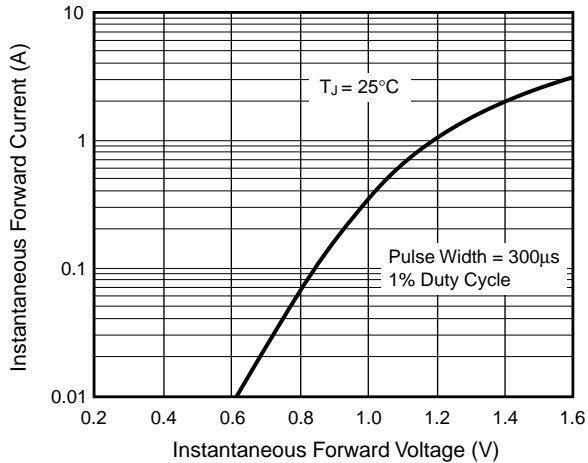


Fig. 4 – Typical Reverse Characteristics

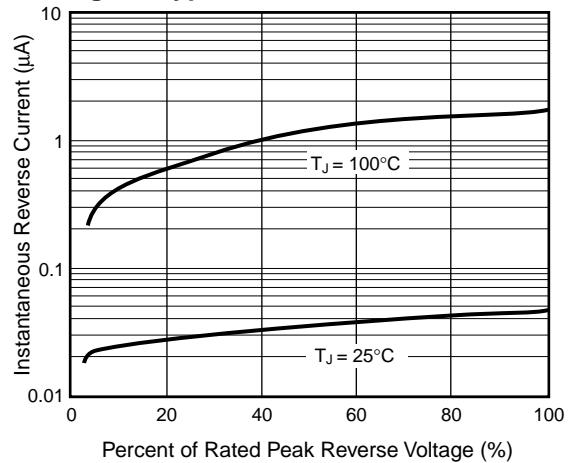


Fig. 5 – Typical Junction Capacitance

